



First manufacturer with automatic self-test in all emergency luminaires

All ETAP luminaires are, as standard, equipped with an automatic self-test EST. Luminaires equipped with a self-test will check themselves at regular intervals and thus guarantee increased safety. Automatic self-tests allow you to save significant time and money. Without a self-test you are in fact required under the standard to each month switch off the power and to check whether the luminaires go into emergency operation. In addition, you have to check once a year whether the luminaires are still operating at the end of the specified battery duration.

EST and the new safety standards

EST conforms to:




- design regulations IEC 62034 which establishes the requirements for automatic test systems for battery powered emergency lighting.
- installation regulations EN 50172 which prescribes, among other things, the tests and their frequency.

EST facilitates the imposed periodic registration of checks, tests, defects and system modifications. According to EN 50172, this registration must be carried out by the mandatory appointed officer responsible for the proper functioning of the emergency lighting.

EST is available in 3 versions: EST, EST+ and ESM

EST+ tests more frequently than EST and is equipped with a convenient differentiated fault indication.

ESM (ETAP Safety Manager) luminaires are monitored from a PC with an ESM central managing and control system. All checks and maintenance tests are automatically recorded in a log book in accordance with EN 50172. As a result, the registration need not be carried out manually, which saves money and ensures maximum safety.

Test features of luminaires			
Frequency function test, duration: 2 minutes <i>(Operaton of luminaire)</i>	Monthly	Weekly	Weekly
Frequency of duration test <i>(Condition of battery)</i>	Annually	Quarterly	Quarterly
Length of duration test Nickel-MetalHydride batteries	Assigned duration	Assigned duration	Complete discharge
Nickel-Cadmium batteries	Complete discharge	Complete discharge	Complete discharge
Fault indication	OK/NOK indication	Differentiated indication	Differentiated indication
Time of test upon installation	Anniversary of installation	Random	Random
Adjustable test time/date with test button	No	Yes	Yes
Duration test via test push-button	No	Yes	Yes
2 minutes continued burning after resumption of mains power	No	Yes	Yes

Action-oriented fault indication



INDICATION	FAULT	ACTION
EST: OK / NOK indication via 2 LEDs		
<ul style="list-style-type: none"> ■ <input type="checkbox"/> Green LED lights up <input type="checkbox"/> ■ Yellow LED blinks 	<ul style="list-style-type: none"> Standby state, everything OK Lamp, duration or electronics fault 	<ul style="list-style-type: none"> None Check lamp, battery and electronics in succession Replace lamp and/or battery Electronics problem: Send luminaire to ETAP for repair

EST+: Differentiated fault indication via 3 LEDs

<ul style="list-style-type: none"> ■ <input type="checkbox"/> <input type="checkbox"/> Green LED lights up <input type="checkbox"/> ■ <input type="checkbox"/> Central yellow LED blinks <input type="checkbox"/> <input type="checkbox"/> ■ Right yellow LED blinks <input type="checkbox"/> ■ ■ 2 yellow LEDs blink 	<ul style="list-style-type: none"> Standby state, everything OK Lamp fault Battery fault General or electronics fault 	<ul style="list-style-type: none"> None Replace lamp Check connection of the battery; if OK, replace the battery Send luminaire to ETAP for repair
----------------------------------------------------------------------------------------------------------------------------------------------------------------------------------------------------------------------------------------------------------------------------------------------------------------------------------------------------------------------------------------------------------------------------------------------------------------------------------------------------------------------------------------------------	-----------------------------------------------------------------------------------------------------------------------------------------------------------------	----------------------------------------------------------------------------------------------------------------------------------------------------------------------------------------------

EST+: Differentiated fault indication via 1 bi-colour LED

<ul style="list-style-type: none"> ■ Green LED lights up ■ Yellow LED blinks regularly ■ Yellow LED goes out briefly ■ Yellow LED lights twice for a brief period and once for a long period 	<ul style="list-style-type: none"> Standby state, everything OK Lamp fault Battery fault General or electronics fault 	<ul style="list-style-type: none"> None Replace lamp Check connection of the battery; if OK, replace the battery Send luminaire to ETAP for repair.
---------------------------------------------------------------------------------------------------------------------------------------------------------------------------------------------------------------------------------------------------------------------------------------------------------------------------------------------------------------------------------	-----------------------------------------------------------------------------------------------------------------------------------------------------------------	-----------------------------------------------------------------------------------------------------------------------------------------------------------------------------------------------

ESM (ETAP Safety Manager) luminaire for central control system (in addition to EST+ indications)

<ul style="list-style-type: none"> ■ <input type="checkbox"/> <input type="checkbox"/> Green LED lights up briefly ■ <input type="checkbox"/> <input type="checkbox"/> Green LED goes out briefly 	<ul style="list-style-type: none"> BUS supply voltage is absent or BUS polarity has not been observed No communication with the PC 	<ul style="list-style-type: none"> Check BUS connection Check ESM program or connection with the PC
-------------------------------------------------------------------------------------------------------------------------------------------------------------------------------------------------------------------------------------------------------------------------------------------------	------------------------------------------------------------------------------------------------------------------------------------------------------------	-----------------------------------------------------------------------------------------------------------------------------

Availability per range see our product catalogue Emergency Lighting.

