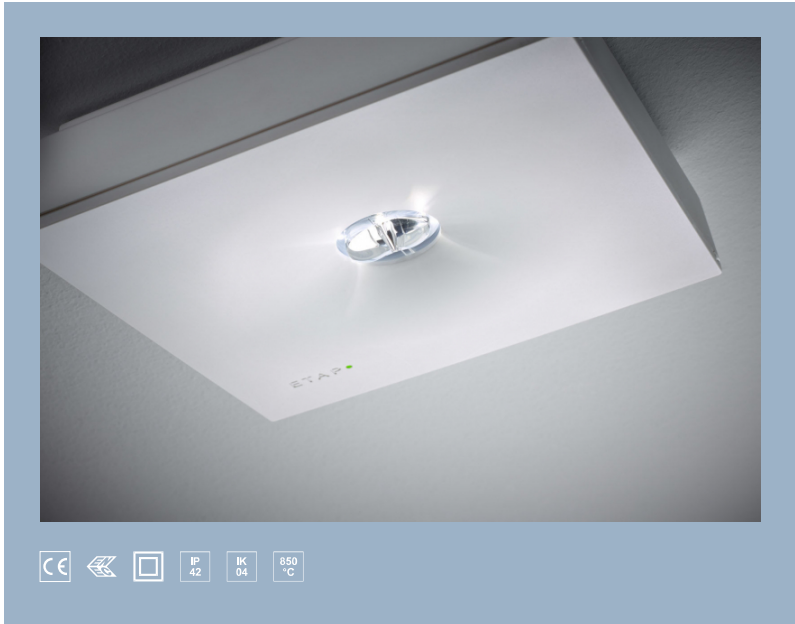


K1R112/3-A-D800A25

C0:C90 C0:D800 C90:A25



surface-mounted luminaire • square

application : Office, Healthcare, Education, Horeca, Retail, Leisure

housing: impact-resistant polycarbonate

light source : high power LED • 5000 K

optics : lens • acrylic (PMMA)

Lumen output in emergency mode : 280 lm

function: escape route lighting

monitoring: EST+ self-test

photobiological safety: EN 62471: RISK GROUP 1 UNLIMITED

ASNZ2293.1:2018 tested and compliant
ETAP Testing #ETAP2020K1K1ER

Product information

Mechanical properties

dimensions : 152 mm x 152 mm x 38 mm

colour: RAL9003-signalwhite

IP: IP42

IK: IK04

ambient temperature: from 5°C to 35°C •

Battery

mode of operation : adjustable: non-maintained/maintained

Battery: 4 x NiMh 1,2V 2,2Ah

autonomy : *90 minutes

Electrical properties

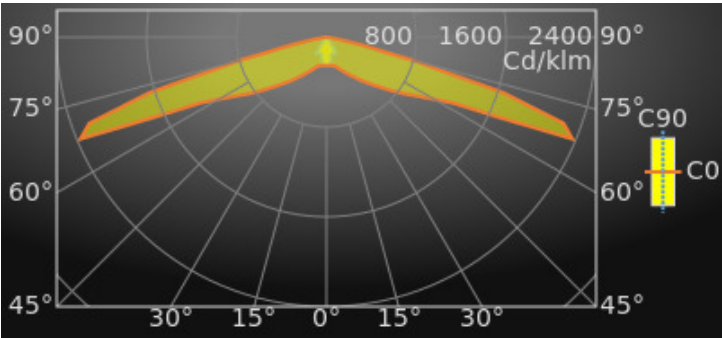
power : 0.9 W

voltage: 220-230V

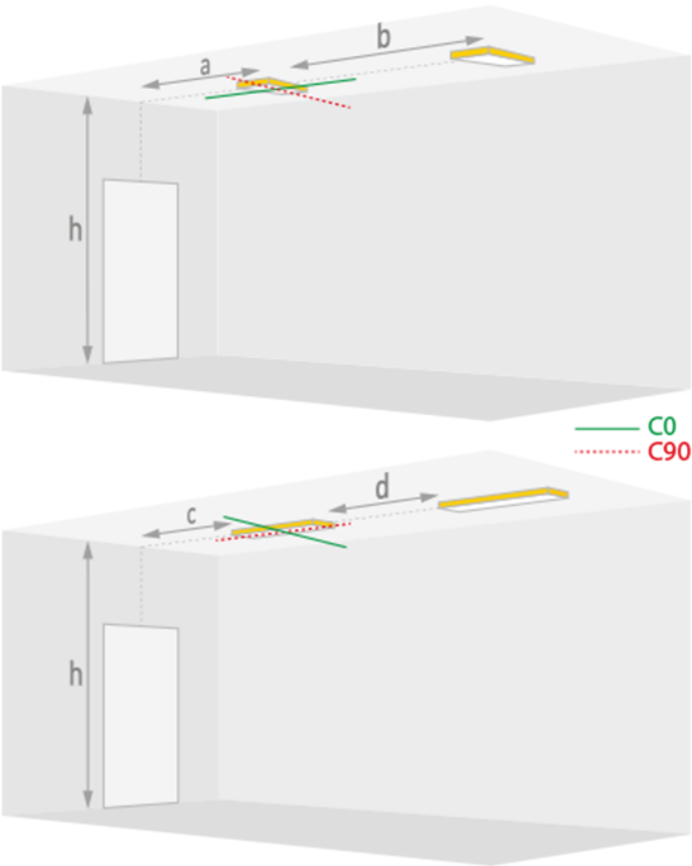
frequency : 50-60Hz AC

Luminance

luminous flux : 280 lm



Distance tables: ceiling mounted



ER Ceiling for 1.0 Lux and 280 lm

H (m)	a	b	c	d
2.6	9.0	19.5	1.9	4.3
2.8	9.5	20.7	2.0	4.5
3.0	10.0	21.8	2.1	4.6
3.5	11.1	24.5	2.4	5.2
4.0	12.0	27.1	2.7	5.9
4.5	12.9	29.5	2.9	6.5
5.0	13.7	31.6	3.0	7.0
6.0	11.2	35.3	2.2	7.4
7.0	9.6	35.1	1.6	7.0
8.0	7.0	35.2	1.2	7.2
10.0	---	26.4	0.7	4.3

Available accessories

K1RH1 *Recessed mounting frame*

K1RH2 *Right angle wall bracket*

K1RH3 *Ball proof protective cover*

K9RH5 *Test button set*

Dimensional drawing

