


K1R222/3-A-A630A630

C0:C90 C0:A630 C90:A630



recessed luminaire • round

application : Office, Healthcare, Education, Horeca, Retail, Leisure

housing: impact-resistant polycarbonate

light source : high power LED • 5000 K

optics : lens • acrylic (PMMA)

Lumen output in emergency mode : 300 lm

function: anti-panic lighting

monitoring: EST+ self-test

photobiological safety: EN 62471: RISK GROUP 1 UNLIMITED

ASNZ2293.1:2018 tested and compliant
ETAP Testing #ETAP2020K1K1EM

Product information

Mechanical properties

dimensions : 110 mm x 70 mm

cut-out size : 85 mm x 70 mm

colour: RAL9003-signalwhite

IP: IP42

IK: IK04

ambient temperature: from 5°C to 35°C •

Battery

mode of operation : adjustable: non-maintained/maintained

Battery: 4 x NiMh 1,2V 2,2Ah

autonomy : *90 minutes

Electrical properties

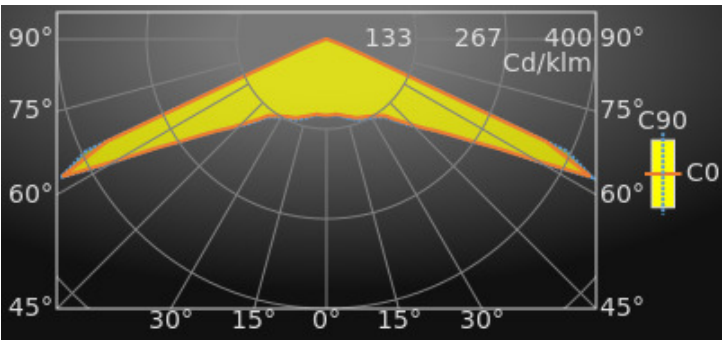
power : 0.9 W

voltage: 220-230V

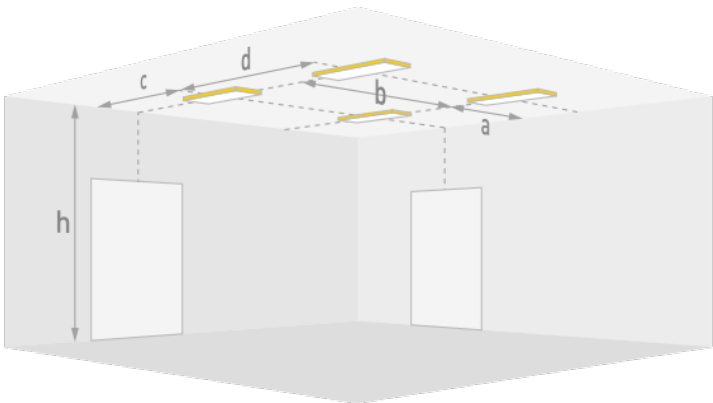
frequency : 50-60Hz AC

Luminance

luminous flux : 300 lm



Distance tables: ceiling mounted



AP Ceiling for 0.5 Lux and 300 lm

H (m)	a	b	c	d
2.6	5.5	11.8	5.4	11.8
2.8	5.7	12.7	5.7	12.7
3.0	6.0	13.5	5.9	13.5
3.5	6.6	15.4	6.5	15.4
4.0	7.0	17.2	6.9	17.2
4.5	7.1	18.8	7.0	18.8
5.0	6.5	19.9	6.4	19.9
6.0	4.6	20.6	4.6	20.6
7.0	4.4	21.0	4.5	21.0
8.0	0.1	21.1	---	21.1
10.0	---	21.8	---	21.8
12.0	0.5	17.0	---	17.0

AP Ceiling for 1.0 Lux and 300 lm

H (m)	a	b	c	d
2.6	4.8	11.3	4.8	11.3
2.8	4.9	12.1	4.8	12.1
3.0	5.1	12.7	5.0	12.7
3.5	4.6	14.0	4.6	14.0
4.0	3.6	14.3	3.6	14.3
4.5	3.1	14.8	3.0	14.8
5.0	3.0	14.8	3.1	14.8
6.0	0.1	14.4	---	14.4
7.0	---	15.3	---	15.3
8.0	---	14.7	---	14.7
10.0	---	7.2	---	7.2

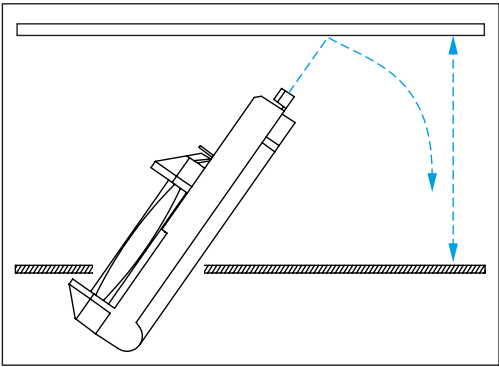
Available accessories

K9RH88X1 *Adaptation plate for K5 renovation (RAL9003)*

K9RH88X2 *Adaptation plate for K5 renovation (RAL9006)*

K9RH5 *Test button set*

Dimensional drawing



Min.150 mm

