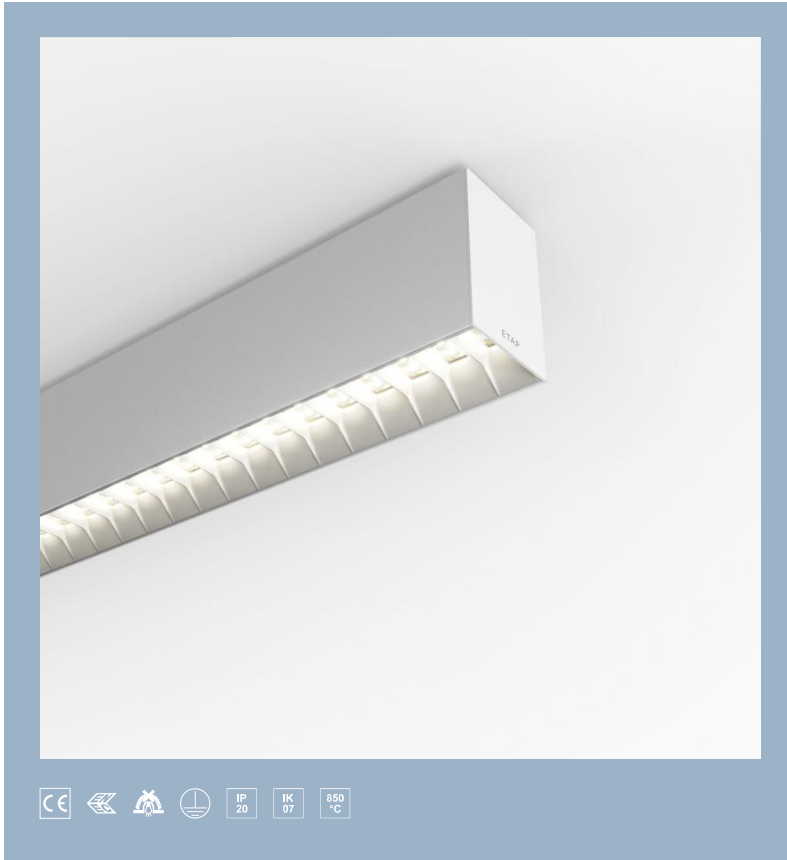


V3RS10M/N3M0D0X1 - 1500



surface-mounted luminaire • linear

housing: lacquered aluminium

light source : LED LP • 4000 K

optics : Shielded lens • white polycarbonate (PC) • medium wide-angle

UGR classification : <=19

luminous flux: 1500 lm

luminous efficacy : 127 lm/W

LLMF: 96% @ 50khrs (Tq=25°C)

Product information

Mechanical properties

dimensions : 1371 mm x 60 mm x 90 mm

colour: RAL9003 - white (textured)

type : individual luminaire

IP: IP20

IK: IK07

Electrical properties

driver: DALI dimmable

power : 11.8W

voltage : 220-240V

frequency : 50-60Hz AC

photobiological safety : EN 62471: RISK GROUP 1
UNLIMITED

Luminance

luminous flux : 1500 lm

luminous efficacy : 127 lm/W

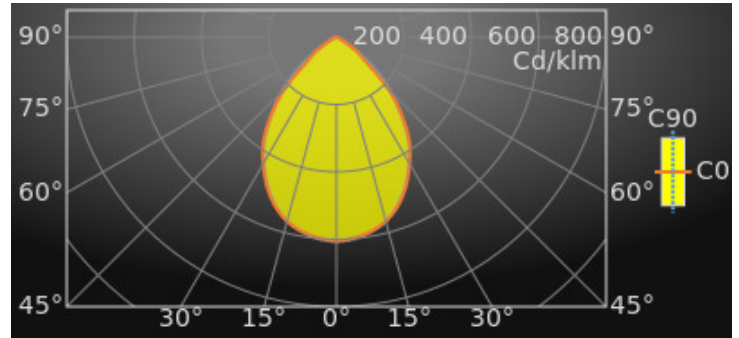
luminance @ 65° : 3000 cd/m²

UGR classification <=19

luminous area : 0.08 m²

Average Luminances (Cd/m²) for 2850lm

Gamma	C0	C30	C45	C60	C90
45°	11658	13635	14445	13622	11888
50°	6711	10890	11880	11311	9325
55°	4964	6477	9158	8707	5490
60°	2145	4531	5537	4652	2770
65°	953	1677	2929	2358	2122
70°	661	805	1085	1526	1474
75°	515	571	691	927	1184
80°	348	430	486	599	995
85°	1	5	58	261	704



Classifications

CIE: 709 / 966 / 997 / 1000 / 1000

CIE FLUXCODE : 0.71 / 0.97 / 1.00 / 1.00 / 1.00

BZ: BZ2

CAE: Symmetrical

DIN: A60 (Nach Arbeitsblatt 7)

DIN_U: Phi u = 1.00

DIN_SU: Phi su = 0.71

UTE: 1.00 C + 0.00 T

Lifetime Data (Tq=25.0°C)

Time(khrs)	LLMF(%)	Cx(%)
10	99	2
20	99	4
30	98	6
40	98	8
50	97	10
60	96	12

UGR classification

Corrected Glare Ratings for a Total Lamp Flux of 2850lm (S = 0.25H)

Luminous intensities in cd

Gamma	Intensity for 2850lm		
	C0	C45	C90
0°	1724.9	1724.9	1724.9
5°	1706.8	1707.3	1713.2
10°	1671.2	1666.0	1667.9
15°	1612.9	1610.1	1606.5
20°	1518.8	1526.9	1501.8
25°	1391.0	1417.8	1366.7
30°	1233.1	1282.9	1217.8
35°	1072.2	1131.1	1042.8
40°	857.0	971.3	838.5
45°	631.5	782.5	644.0
50°	330.5	585.0	459.2
55°	218.1	402.4	241.2
60°	82.2	212.1	106.1
65°	30.8	94.8	68.7
70°	17.3	28.4	38.6
75°	10.2	13.7	23.5
80°	4.6	6.5	13.2
85°	0.0	0.4	4.7
90°	0.0	0.0	0.0

Ceiling Walls Floor	Room Reflection Factors (%)									
	70	70	50	50	30	70	70	50	50	30
	50	30	50	30	30	50	30	50	30	30
	20	20	20	20	20	20	20	20	20	20
Room Dimensions	Viewed Crosswise					Viewed Endwise				
X = 2H Y = 2H	18.0	19.6	18.4	19.9	20.1	18.5	20.1	18.8	20.3	20.6
Y = 3H	17.9	19.3	18.2	19.6	19.9	18.5	19.9	18.8	20.2	20.4
Y = 4H	17.8	19.1	18.2	19.4	19.7	18.4	19.7	18.8	20.0	20.3
Y = 6H	17.7	19.0	18.1	19.3	19.6	18.4	19.6	18.7	19.9	20.2
Y = 8H	17.7	18.9	18.1	19.2	19.5	18.3	19.5	18.7	19.8	20.2
Y = 12H	17.7	18.8	18.1	19.1	19.5	18.3	19.4	18.7	19.7	20.1
X = 4H Y = 2H	18.1	19.4	18.5	19.7	20.0	18.5	19.9	18.9	20.1	20.5
Y = 3H	18.0	19.1	18.4	19.5	19.8	18.5	19.6	18.9	20.0	20.3
Y = 4H	18.0	18.9	18.4	19.3	19.7	18.5	19.5	18.9	19.8	20.2
Y = 6H	17.9	18.7	18.3	19.1	19.5	18.5	19.3	18.9	19.7	20.1
Y = 8H	17.9	18.7	18.3	19.0	19.5	18.5	19.3	18.9	19.7	20.1
Y = 12H	17.8	18.5	18.3	19.0	19.4	18.5	19.2	18.9	19.6	20.0
X = 8H Y = 4H	17.9	18.7	18.3	19.1	19.5	18.4	19.2	18.9	19.6	20.0
Y = 6H	17.8	18.5	18.3	18.9	19.4	18.4	19.1	18.9	19.5	20.0
Y = 8H	17.8	18.4	18.3	18.8	19.3	18.4	19.0	18.9	19.4	19.9
Y = 12H	17.8	18.3	18.3	18.7	19.3	18.4	18.9	18.9	19.3	19.9
X = 12H Y = 4H	17.8	18.6	18.3	19.0	19.4	18.4	19.1	18.9	19.5	20.0
Y = 6H	17.8	18.4	18.3	18.8	19.3	18.4	19.0	18.9	19.4	19.9
Y = 8H	17.8	18.3	18.3	18.7	19.3	18.4	18.9	18.9	19.3	19.9
UGR Variations with Observer Position for Luminaire Spacings S										
S = 1.0H	+1.4		-2.7		+1.0		-2.1			
S = 1.5H	+2.7		-8.5		+2.0		-6.3			
S = 2.0H	+4.2		-		+3.5		-7.5		12.3	



Colour properties

Correlated Colour Temperature : 4000

Ra: 80

Efficiency

Utilisation Factors according to IES (%)

	Room Reflection Factors (%)									
	80	80	80	50	50	50	30	30	30	0
Ceiling	80	80	80	50	50	50	30	30	30	0
Walls	50	30	10	50	30	10	50	30	10	0
Floor	20	20	20	20	20	20	20	20	20	0
RCR = 1	108	106	105	102	100	99	98	97	96	90
2	98	94	91	93	90	87	90	87	85	81
3	89	84	80	84	80	77	82	78	76	72
4	81	75	70	77	72	69	75	71	68	64
5	74	67	62	70	65	61	69	64	61	58
6	67	61	56	65	59	55	63	58	55	52
7	62	55	50	60	54	50	58	53	49	47
8	57	50	46	55	49	45	54	49	45	43
9	53	46	42	52	46	41	50	45	41	39
10	50	43	38	48	42	38	47	42	38	36

Utilisation Factors according to LiTG (%)

	Room Reflection Factors (%)									
	80	80	80	50	50	50	50	50	30	0
Ceiling	80	80	80	50	50	50	50	50	30	0
Walls	50	30	50	30	50	30	50	30	30	0
Floor	30	30	10	10	30	30	10	10	10	0
k = 0.60	61	53	58	51	59	52	56	51	50	45
0.80	73	65	68	62	70	63	66	61	61	55
1.00	81	73	75	69	77	71	73	68	68	62
1.25	91	83	83	78	86	80	81	77	76	71
1.50	96	89	87	83	91	86	85	81	80	76
2.00	103	97	92	89	97	92	90	87	86	81
2.50	109	103	96	93	101	97	93	91	90	86
3.00	113	108	99	96	105	101	96	94	93	89
4.00	116	112	101	99	107	104	98	96	95	91
5.00	119	116	103	101	109	107	99	98	96	93

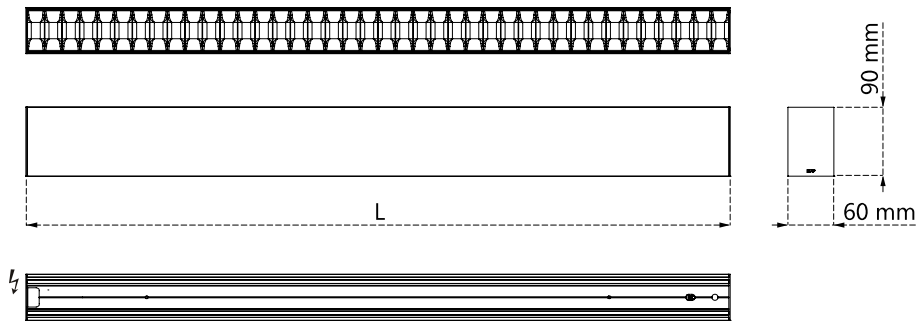
Available accessories

V3H2500 *Ceiling mounting brackets*

V3H9900 *Installation file*

V3H9960 *Installation tool*

Dimensional drawing



CODE	L
V3R[S,B,A]*0*/*2*	915 mm
V3R[S,B,A]*0*/*3*	1371 mm
V3R[S,B,A]*0*/*4*	1827 mm
V3R[S,B,A]*0*/*5*	2283 mm
V3R[S,B,A]*0*/*6*	2739 mm